



### District Report Card: 2017


<b>State:</b> Jammu And Kashmir	<b>District:</b> Punch
<b>Class:</b> 3	<b>Subject:</b> Language
<b>Schools:</b> 61	<b>Students:</b> 598


### Participation/Coverage


#### Students

<div>GENDER</div> <div></div>	Boys				Girls			
	Number		%		Number		%	
	294		49.16		304		50.84	

<div>AREA</div> <div></div>	Rural				Urban			
	Number		%		Number		%	
	598		100.00		0		0.00	

<div>CATEGORY</div> <div></div>	SC		ST		OBC		GEN	
	Number	%	Number	%	Number	%	Number	%
	2	0.33	359	60.03	45	7.53	192	32.11

<div>CWSN</div> <div></div>	LD	VI	HI	S&LD	ID	Oth
	4	2	0	3	2	16

<div>Management</div> <div></div>	Government				Government-aided			
	Number		%		Number		%	
	598		100.00		0		0.00	

### Average Performance of Students in Language (%)

Overall	Gender		Area		Management		Social Group			
	Male	Female	Rural	Urban	Govt.	Aided	SC	ST	OBC	GEN
55.79	56.85	54.76	55.79	0.00	55.79	0.00	83.33	56.01	47.56	57.01

## Performance on Learning Outcomes (LOs)

Learning Outcomes	Description	Average Performance(%)
L304	Reads small texts with comprehension i.e., identifies main ideas, details, sequence and draws conclusions	56.54
L312	Reads printed scripts on the classroom walls: poems, posters, charts etc.	54.28

Range of Performance of Students who Answered Correctly							
Below 30%		30% - 50%		50% - 75%		Above 75%	
Number	%	Number	%	Number	%	Number	%
107	17.89	136	22.74	200	33.44	155	25.92

## Lowest Performing Learning Outcomes (LOs)

1 - Reads printed scripts on the classroom walls: poems, posters, charts etc. (54.28)

2 - Reads small texts with comprehension i.e., identifies main ideas, details, sequence and draws conclusions (56.54)